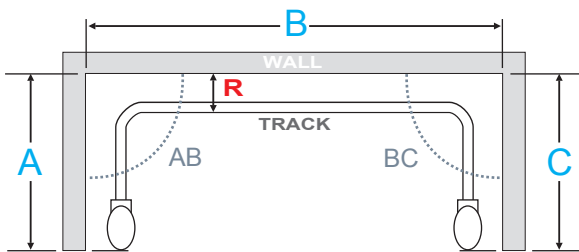


Bent Drapery Track Measurement Form

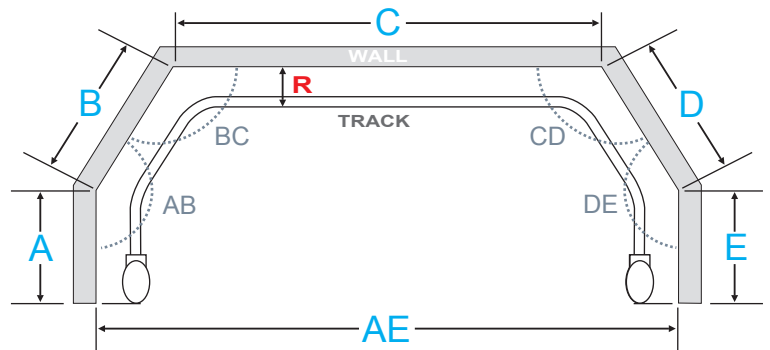
1. Choose the design that best fits your room setup.
2. Measure the wall and degrees of all angles as in examples shown below.
 - Make sure to provide the return measurement "R" (distance from wall to front of drapery track as shown in red). The bent track measurement form represents wall measurements, therefore the "R" dimension **MUST BE** specified for accurate track fabrication. If "R" dimension IS NOT specified, drapery track will be fabricated according to dimensions (A, B, C, D, etc.) provided.
 - Return dimensions will not be considered, and measurements will be calculated from center of each bend.
 - When fabricating drapery, please add an additional 1.5 inches of drapery fabric to the anticipated return size.
3. Provide all measurements by filling out order form and submitting to Somfy.

NOTE: The following dimensions are shown from top view of the track and show various wall designs.

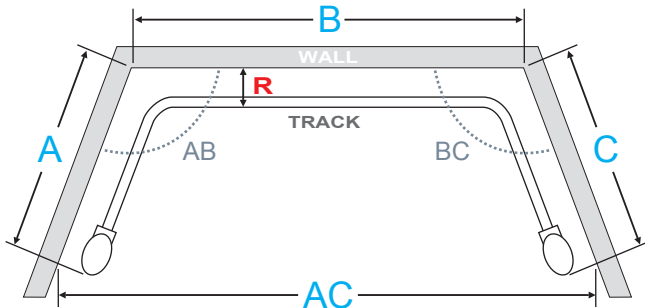
STYLE 1 MEASUREMENT



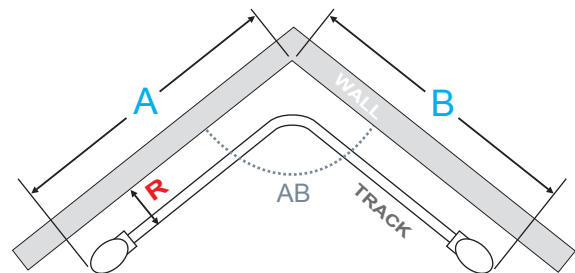
STYLE 2 MEASUREMENT



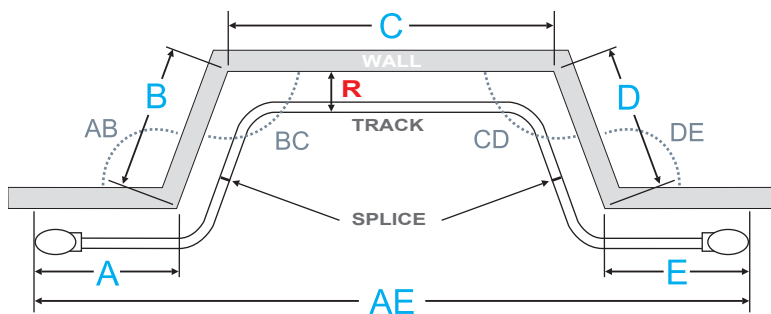
STYLE 3 MEASUREMENT



STYLE 4 MEASUREMENT



STYLE 5 MEASUREMENT *



* Splices are required for this style.

TRACK 1

"R" Dimension _____
 Style _____ Degree of
 A _____ Bend
 B _____ AB _____
 C _____ BC _____
 D _____ CD _____
 E _____ DE _____
 AC _____
 AE _____

TRACK 2

"R" Dimension _____
 Style _____ Degree of
 A _____ Bend
 B _____ AB _____
 C _____ BC _____
 D _____ CD _____
 E _____ DE _____
 AC _____
 AE _____

NOTE: Irisimo™ 45 WireFree RTS is not compatible with bends and curves.