

Directions for Creating a Template for Drapery Curves

What you need: • Large piece of construction paper • Tape Measure • Marker • Tape

- 1** Start with a large piece of construction paper that exceeds the depth and length of the curve.
- 2** Place the paper on the floor or ceiling depending on the orientation of the curve.
- 3** Secure the paper with tape.
- 4** Clearly define the stacking side, motor placement, pocket depth and center line of track with the marker.
- 5** Mark the radius of the curve.

Please call Somfy for specialty curving applications. Depending on your particular application, your project may require special attention.

- 6** Please provide as much detail as possible and all templates must include the following:
 - Indicate "room side"
 - Note how the template was created
 - Purchase order number
 - Template created on the floor facing up (See Figure 1) *preferred method*
 - Template created on the ceiling facing down (See Figure 2)
 - Customer name
 - Company name and account number
- 7** Note the distance from the wall or the window to the center of the track.
NOTE: be sure to clear all possible obstructions such as handles, sills etc.
- 8** Identify the following measurement points:
 - Placement of motor
 - Exact stopping point of track on template
 - Total measurement of curve (See Figure 4-"C")

FIGURE 1: TEMPLATE ON THE FLOOR FACING UP

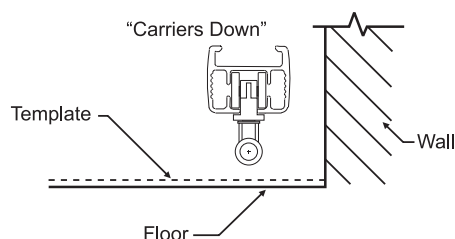


FIGURE 2: TEMPLATE ON CEILING FACING DOWN

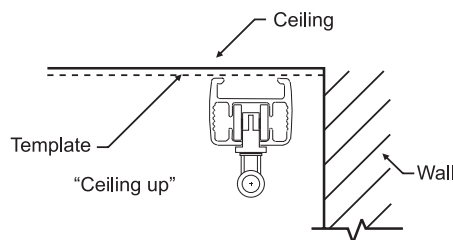


FIGURE 3: CRITICAL DIMENSIONS OF A CURVED TRACK

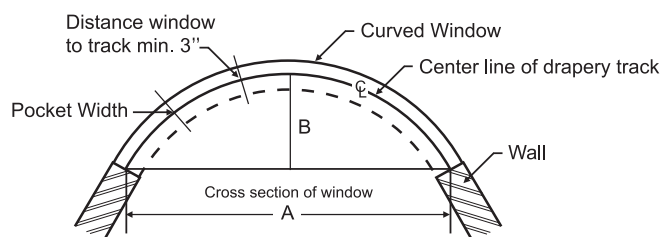
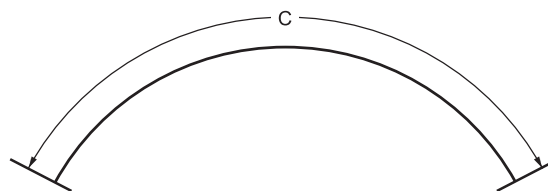


FIGURE 4: TOTAL MEASUREMENT OF CURVE



Template Submission Instructions

- Attach a copy of the purchase order to the template.
- Roll up template and place in a mailing tube.

DO NOT FOLD TEMPLATE

NOTE: When mailing, be sure to:

- Get a tracking number
- Include your return address
- Include your purchase order number on the label

Mail to:

Somfy Systems, Inc.
121 Herrod Blvd.
Dayton, NJ 08810
Attn: Drapery Department

Acceptable materials for making templates:

• Kraft Paper • Butcher Paper • Construction Paper

Somfy will not accept template made from the following materials:

• Newspaper • Plastic • Wax Paper • Fabric • Tissue Paper
• Roofing Paper • Existing Arch Shades • Wrapping Paper

NOTE: If the material used to make a template stretches, tears easily, will not lay flat or will mark the fabric - IT WILL NOT BE USED.

NOTE: Irisimo™ 45 WireFree RTS is not compatible with bends and curves.