

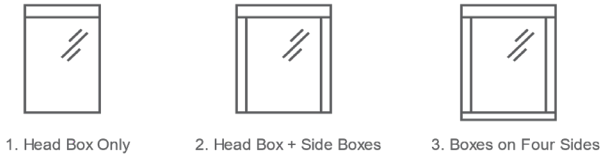
C Series Custom Pocket Order Form

same as billing

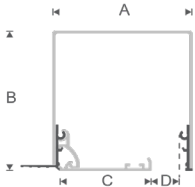
Customer Name	Company Name
Bill To Street:	Ship To Street:
Bill To City:	Ship To City:
Bill To State:	Ship To State:
Bill To Zip:	Ship To Zip:

Purchase Order #
Order #
Order Date:
Requested Date:

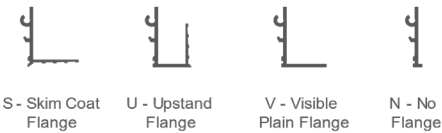
Configurations



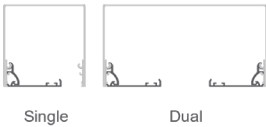
Box Dimensions



Front Corners



Cover Plates



						Pocket Dimensions		Side Pocket (if required)		Hem Bar Box (if required)		Closure	Accessories			
Line #	Qty	Location	Color	Configuration	Front Corner	Side A Inches	Side B Inches	Side A Inches	Side B Inches	Side A Inches	Side B Inches	Width Inches	End Caps	Splice Pins	Splice Plates	Grom-mets
1			White													
2			White													
3			White													
4			White													
5			White													
6			White													
7			White													

To Calculate Pocket Opening: Dimension A minus Closure Width = Size of Opening

Instructions:

- Calculate Pocket Dimensions EXCLUDING end caps (each end cap is 2mm thick)
- Leave Side Pocket and Hem Bar fields blank if not required
- Use additional lines if Closure sizes are different for Side and Hem Bar Boxes than Pocket Closure

Clicking on the **Submit Form** button will email a .pdf copy of this form to blindspace@windowmodes.com
A quote will be prepared with pricing that will require your final approval.